




RHCA4532 series is chip surge absorber for protection from indirect lighting surge, smaller and thinner than ceramic tube lead type, adaptable to high density surface mount technology. Impulse current capacity is 2,000A 8/20 $\mu$ s.



Safety Standard	File No.
UL :UL497B	E139599

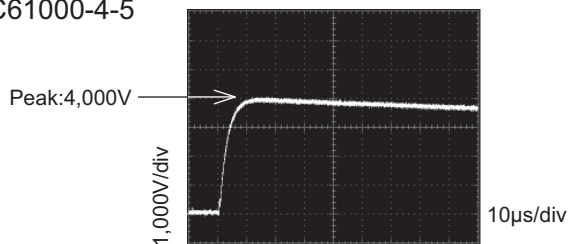
### Features

- Chip surge absorber for protection from indirect lighting surge, adaptable for high density surface mount technology
- Usable for reflow / flow soldering
- Compliance with IEC61000-4-5, ITU-T
  1. Impulse current capacity 2,000A 8/20 $\mu$ s
  2. 10/700 $\mu$ s-4,000V
- Good impulse absorbency
- Small electrostatic capacity(Maximum 0.6pF)
- Embossed taping

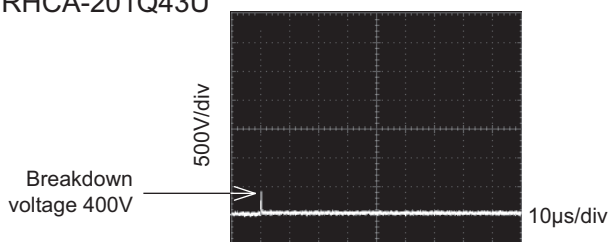


### • Impulse Absorption Characteristics

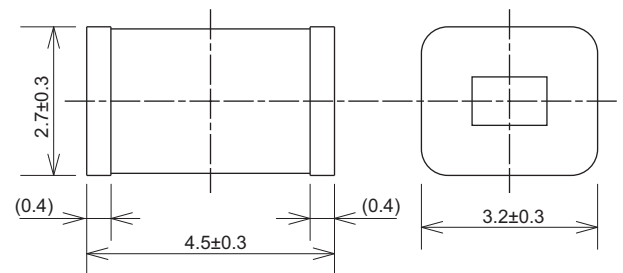
Impulse waveform 10/700 $\mu$ s-4,000V, IEC61000-4-5



RHCA-201Q43U

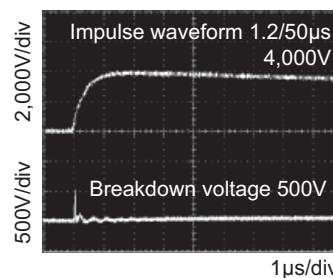


### • Dimensions

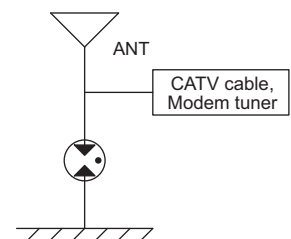


Unit: mm

Combination wave  
1.2/50 $\mu$ s-8/20 $\mu$ s, 4,000V  
IEC61000-4-5



### • Example

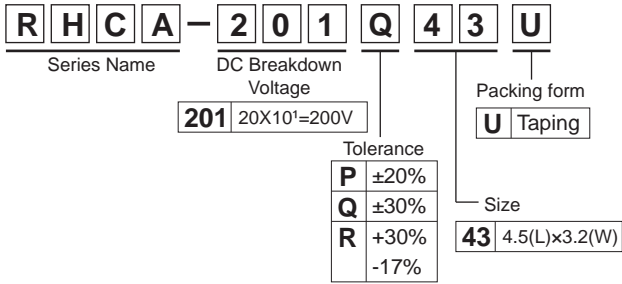


## Electrical Specifications

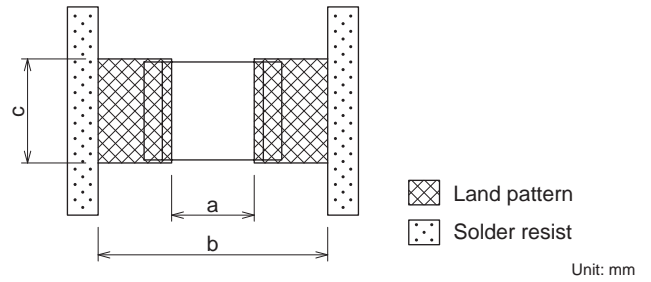
Safety Standard	Model Number*1	DC Breakdown Voltage (V)	Insulation Resistance (M $\Omega$ ) min.	Capacitance 1MHz (pF) max.	Impulse Life Test	Impulse Current Capacity *2	Impulse Withstanding Voltage Capacity *2
	RHCA-900□43U	90	1,000(DC50V)	0.6	8/20 $\mu$ s 100A 300 times	8/20 $\mu$ s, 2,000A Positive/Negative 5 times	10/700 $\mu$ s 4,000V (R=25 $\Omega$ ) Positive/Negative 5 times
	RHCA-201□43U	200	1,000(DC100V)				
	RHCA-301□43U	300					
	RHCA-351□43U	350					
	RHCA-401□43U	400					
	RHCA-401R43U*2	400 <sup>+30</sup> / <sub>-17</sub> %					
	RHCA-501□43U	500					
RHCA-601□43U	600						

\*1 □: Tolerance  $\pm 20\%$ =P, Tolerance  $\pm 30\%$ =Q  
\*2 Conforms to ITU-T K.20,K.21 Enhanced test

● Model numbering system

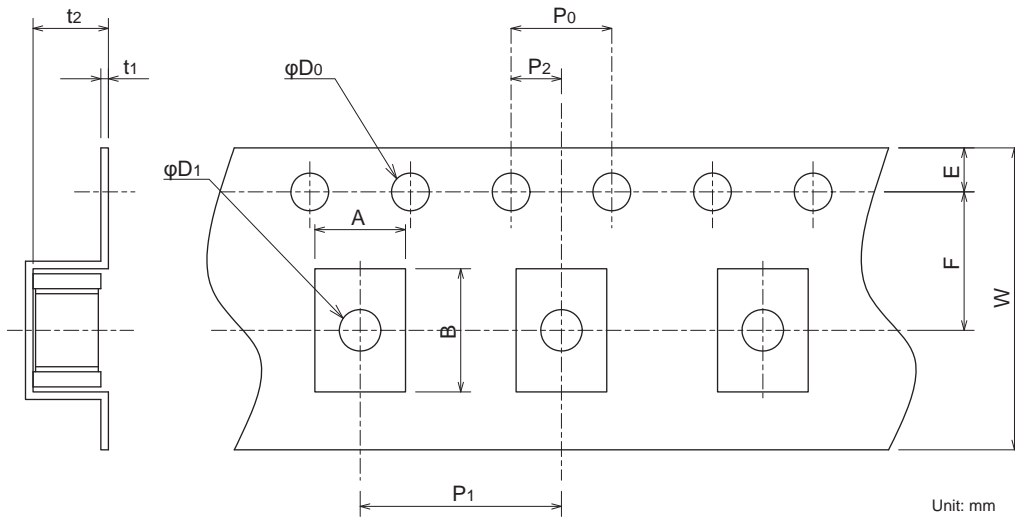


● Recommended Land Pattern(Typical value)



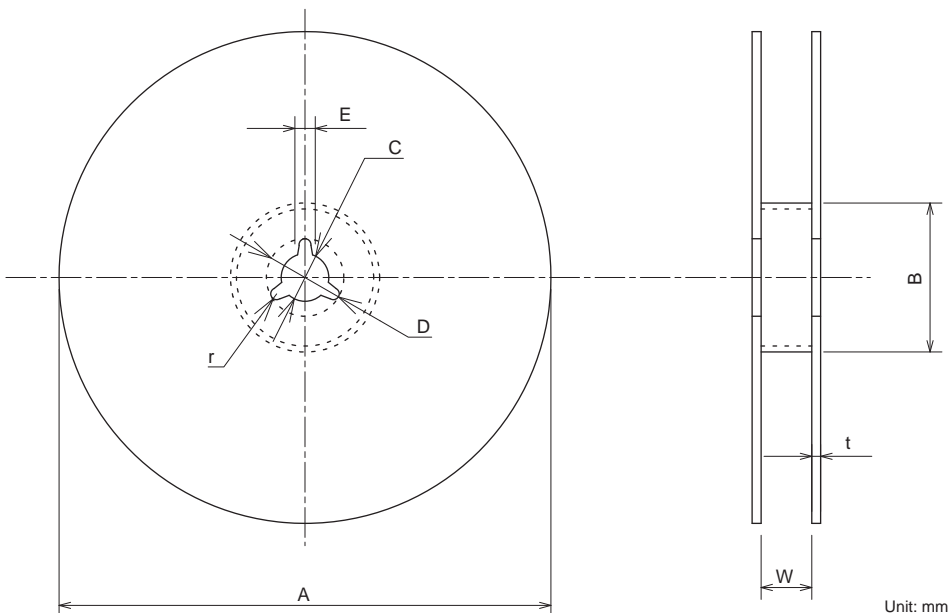
	Dimensions (mm)		
	a	b	c
Reflow Soldering	2.7	6.5 ~ 8.5	3.4
Flow Soldering	2.9	6.5 ~ 9.5	3.6

● Taping Dimensions



Dimensions (mm)	
A	3.6±0.2
B	4.9±0.2
W	12.0±0.3
F	5.5±0.05
E	1.75±0.1
P1	8.0±0.1
P2	2.0±0.05
P0	4.0±0.1
D0	φ 1.5 <sup>+0.1</sup> <sub>-0</sub>
D1	φ1.65±0.15
t1	0.30±0.1
t2	3.0±0.2

● Reel Dimensions (3,000pcs per one reel)



Dimensions (mm)	
A	φ 330±2
B	φ 80±0.5
C	φ 13.0±0.5
D	φ 21±0.8
E	2.0±0.5
W	13.5 <sup>+1.0</sup> <sub>-0.5</sub>
t	1.6±0.5
r	1.0